

TTRI

Training for Township Renewal Initiative



Day 1: Key Note Address

Li Pernegger: 29 October 2007



the dplg

Department:
Provincial and Local Government
REPUBLIC OF SOUTH AFRICA



Source: London School of Economics

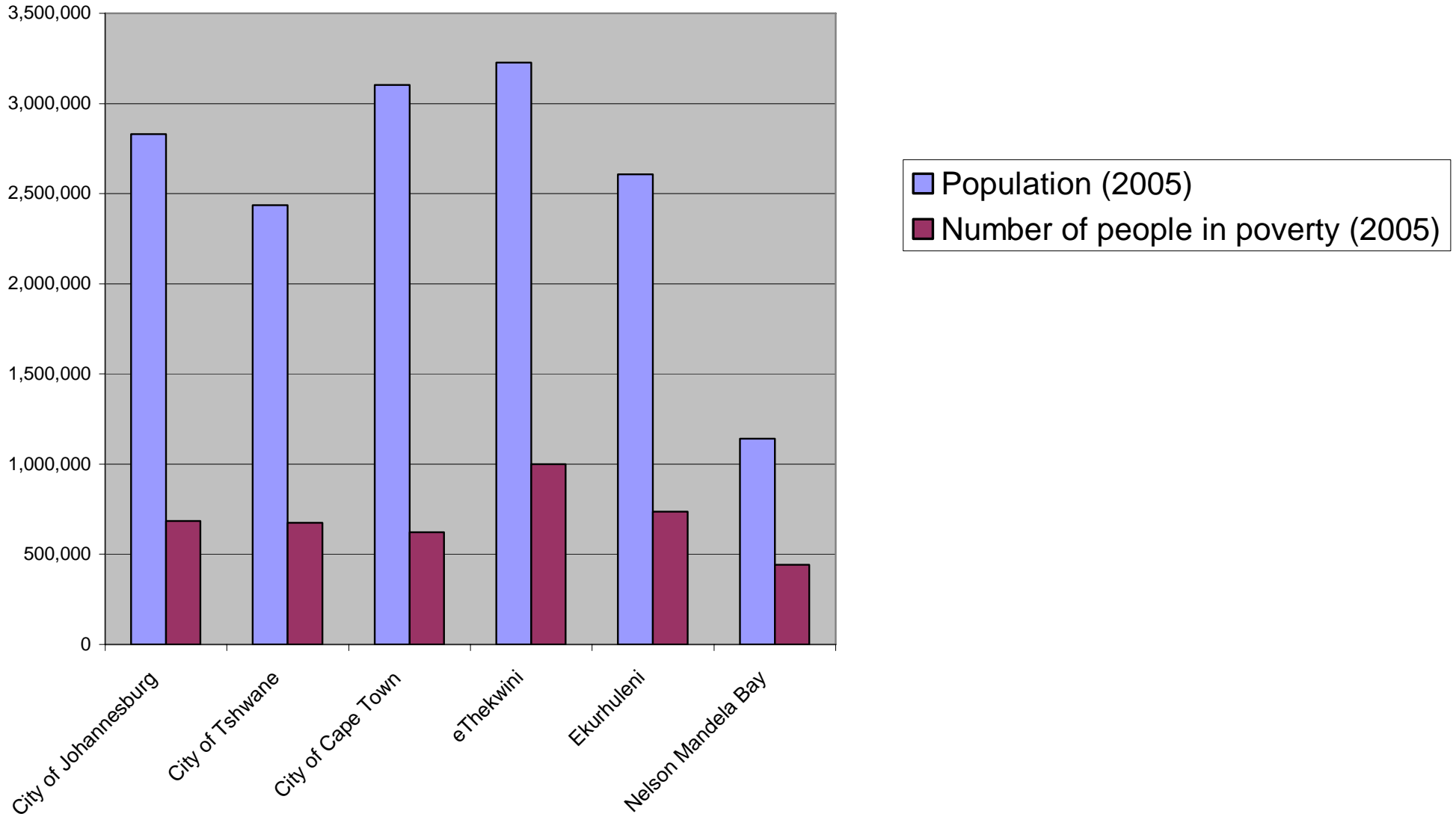
“Technological innovation has shrunk the world, reducing the cost of transmitting information to virtually nothing. Internet users in developing countries could constitute more than half the world total within five years if current trends persist... The metaphor, popularized by Tom Friedman, is that the world is now flat... But population and economic activity are not uniformly distributed across the globe.”



the dplg

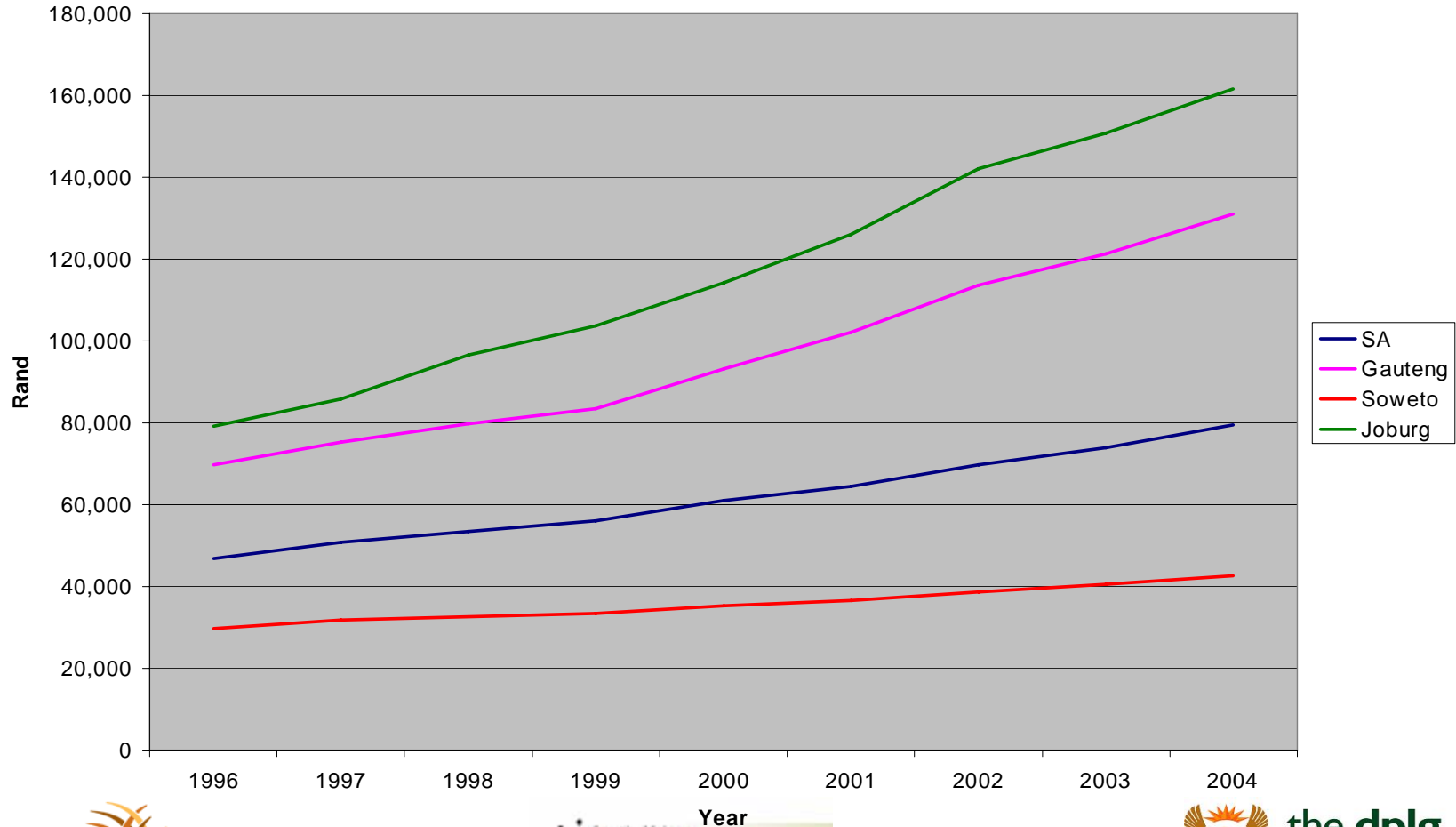
Department:
Provincial and Local Government
REPUBLIC OF SOUTH AFRICA

People in Poverty in Selected Cities



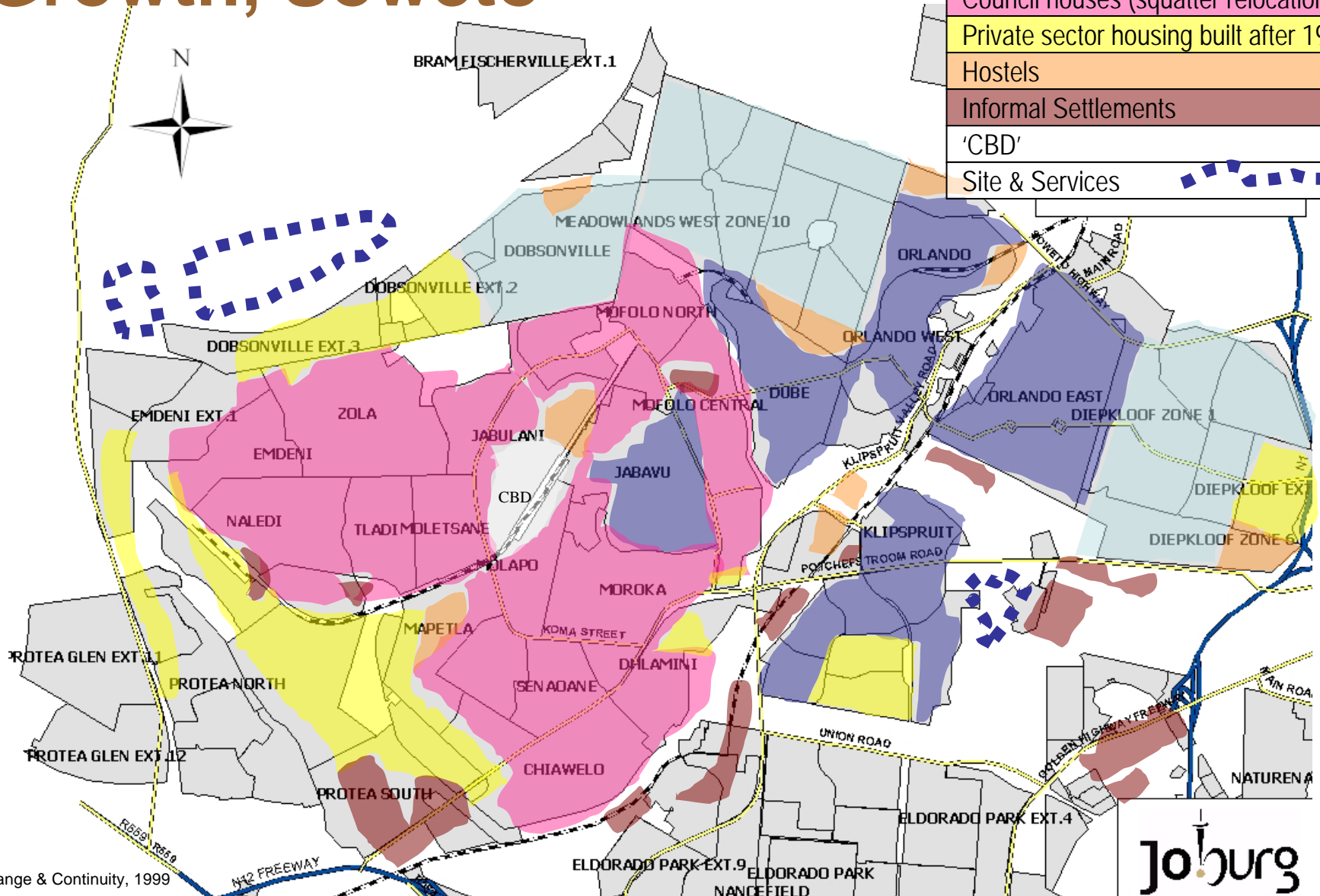
Household Incomes

Annual per household income (Rand, current prices)



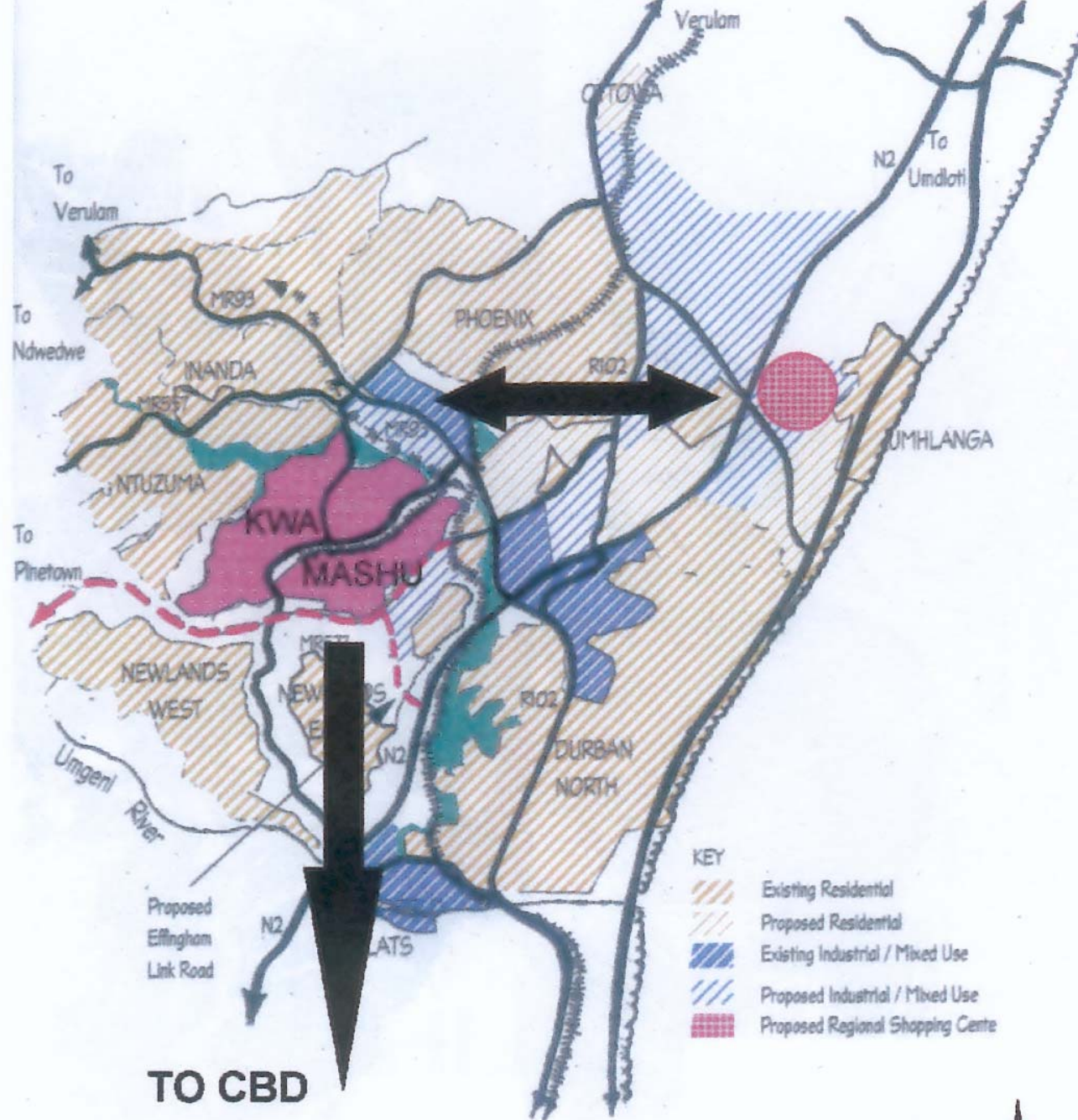
Township Establishment & Growth, Soweto

Council houses (pre-Apartheid) 1930-50
Council houses (forced removals) 1955-68
Council houses (squatter relocations) 1955-68
Private sector housing built after 1976
Hostels
Informal Settlements
'CBD'
Site & Services



Townships – Designed for Exclusion & Control

**INK and Umhlanga
Ridge in the north of
eThekweni**



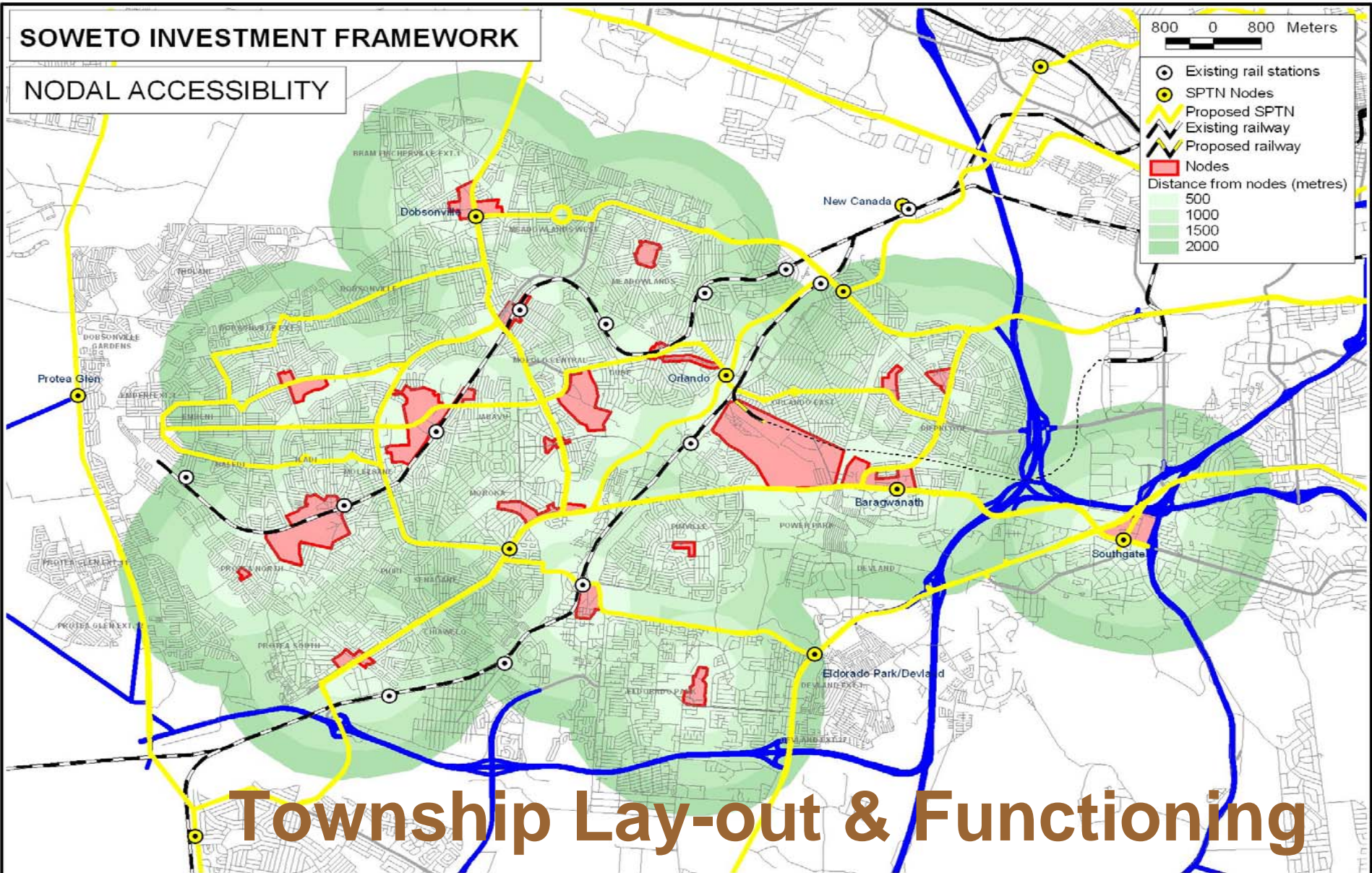
Which township is this?



Township Lay-out & Functioning



Masterplan
of kWa Mashu, 1957



Township Economy



Economy of Townships



Fortified shop
in kWa Mashu

TTRI

Training for Township Renewal Initiative

Land & Property Markets

Diverse residential properties, kWa Mashu



the dplg

Department:
Provincial and Local Government
REPUBLIC OF SOUTH AFRICA

Ruin or Asset?

Ruined store in sub-centre

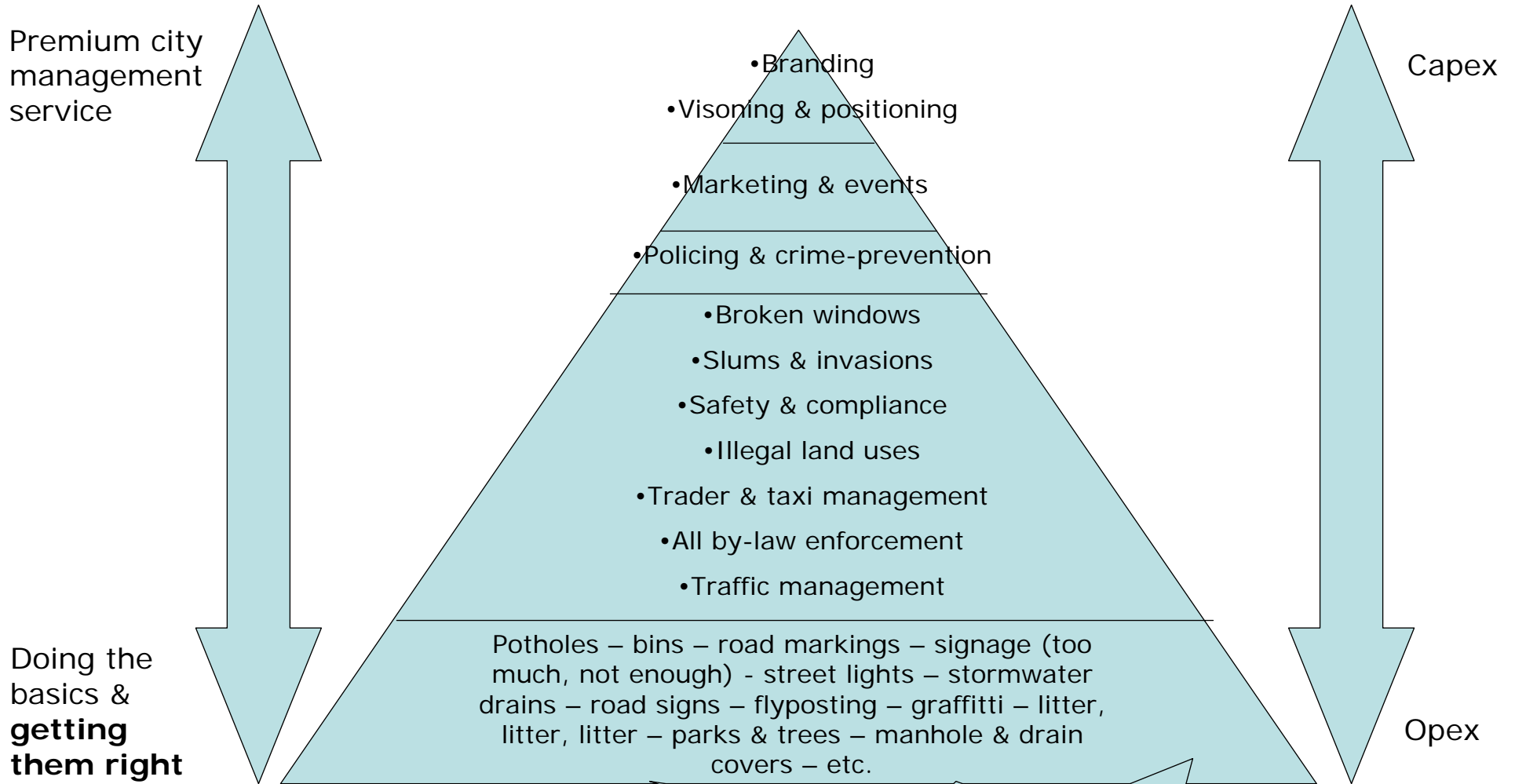


Service Delivery Flashpoints

Points out of 10b	SA	Eastern Cape	Free State	Gau-teng	KZN	Lim-popo	Mpum-langa	North West	North-ern Cape	West-Cape
Total	6.0	6.1	7.1	5.7	6.1	5.0	3.9	6.2	7.5	6.1
Black metro	5.9	6.4	6.8	5.6	6.2	Na	Na	5.9	Na	6.1
Black small towns	6.1	6.3	7.2	5.0	6.4	5.1	3.5	6.4	7.6	6.9
White metro	6.2	5.3	7.0	6.3	6.3	Na	Na	*	Na	5.9
White small towns	6.0	*	6.0	*	6.1	7.0	7.1	5.0	*	6.0
Coloured metro	5.8	6.0	*	5.0	6.9	Na	Na	Na	Na	5.8
Coloured small towns	6.3	6.3	*	*	*	*	*	*	7.9	5.9
Indian/Asian metro	5.3	*	*	5.8	5.3	Na	Na	*	Na	*
Indian/Asian small towns	6.7	*	*	*	6.7	*	*	*	*	*

Numbers in green are 7.0 out of 10 and higher, numbers in red are 5.9 out of 10 and lower, shaded blocks represent the best and worst scores

Urban Management



Key Concept:
Joined up working vs Silos



TTRI Daily Themes

1. Setting the scene
2. Lay-out and functioning of townships
3. Activating township markets
4. Urban management issues & interventions
5. Institutions and partnerships



Li Pernegger

Neighbourhood Development Programme Unit

National Treasury

Tel: +27 (0)12 315 5075/5459

Fax: +27 (0)12 315 5779

Cell: +27 (0)82 881 0285

E-mail: li.pernegger@treasury.gov.za